



BESPOKE ORDER FORM

DEALER/SHOWROOM: _____

SALESPERSON: _____

DATE: _____

PO#: _____

SIDEMARK: _____

STEP 1 • SELECT SILHOUETTE

STAND ALONE FRAMES

Choose format & width.

Dimensions in Step 1 refer to the overall width. The arm selected in Step 3 will help determine seat width.

See table for standard dimensions starting on page 7 and refer to Baker-McGuire price list for base pricing.


Seat cushions are 24" wide as standard, with the exception of the Chair and Chaise, which are 21" wide.

All styles are available in: ☐ Buttoned ☐ Un-buttoned ☐ Bench Seat Cushion

**Upcharge*


CHAIR BABESP-C

← 29" to 56" →



SWIVEL CHAIR *Upcharge

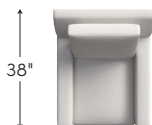
← 29" to 40" →



Note: Max overall width not to exceed 40" including arms selected in Step 3.

SWIVEL GLIDER BABESP-CG *Upcharge

← 29" to 40" →



Note: Max overall width not to exceed 40" including arms selected in Step 3.

*Available in standard height only
*Available in straight back only

CHAIR AND A HALF* BABESP-CH

← 42" to 52" →



LOVESEAT BABESP-L

← 56" to 80" →




SOFA BABESP-S

← 80" to 104" →




EXTENDED SOFA BABESP-SE

← 104" to 120" →



CHAISE BABESP-CS

← 29" to 52" →



Note: Available in T-seat only.
Back pillow can be T or standard.

OTTOMAN BABESP-OS

← 23" to 90" →



Note: Seat cushion is attached.
Note: 17"H

ROUND OTTOMAN BABESP-OR

DIA 30" to 48"




Note: 17"H

WEDGE SOFA* BABESP-W



Note: Modern Block leg not available on Wedge Sofas.
*Not available in BTI

ARMLESS WEDGE SOFA* BABESP-WA



*Not available in BTI

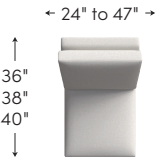
SECTIONAL FRAMES

Choose format and width.

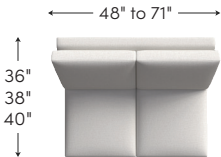
Seat cushions are 24" wide as standard.

All styles are available in: ☐ Buttoned ☐ Un-buttoned ☐ Bench Seat Cushion
*Upcharge

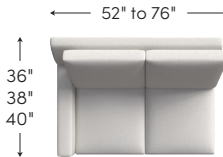
ARMLESS CHAIR
BABESP-CA




ARMLESS LOVESEAT
BABESP-LA




ONE ARM LOVESEAT (L/R)
BABESP-LL/LR



ONE ARM CHAIR (L/R)
BABESP-CL/CR




ONE ARM CHAISE (L/R)
BABESP-CSL/CSR



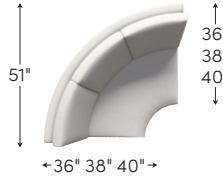
Note: Available in T-seat only.
Back pillow can be T or standard.

CORNER CHAIR*
BABESP-CC




*Not available in BTI

CORNER CURVED CHAIR*
BABESP-CU




Note: Modern Block leg not available on Corner Curved Chair.
*Not available in BTI


ARMLESS SOFA
BABESP-SA



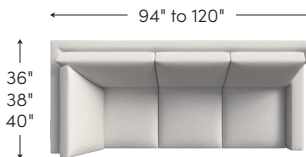
ONE ARM SOFA (L/R)
BABESP-SL/SR



LEFT ARM CORNER SOFA
BABESP-SCL



RIGHT ARM CORNER SOFA
BABESP-SCR



STEP 2 • SELECT YOUR DEPTH

☐ 36"

☐ 38"

☐ 40"

Angled highback frames selected in Step 5 add 1" to overall depth.

STEP 3 • SELECT ARM & SEAT STYLE


**All arms are standard as wellless.



☐ Modern Slope Arm
4"W



☐ Track Arm
5"W



☐ Wide Track Arm
6"W



☐ English Arm
7"W




☐ Sock Arm
7"W



☐ Shelter Arm
7.5"W



☐ Lawson Arm
9"W



☐ Modern Track Arm
9"W



☐ Nailed Panel Arm
9"W



☐ Wide Sock Arm
9"W

*All styles are available in: ☐ T Cushion ☐ Straight Cushion

Note: Chaise available in T-seat only.

STEP 4 • SELECT BASE OR LEG

BASES



☐ Floating Base
2"H



☐ Kick Pleat*
Frounce 6.5"H
**Welt is standard on
Kick Pleat base*




☐ Dressmaker
Frounce* 10"H
**Upcharge based
on style*



☐ Corner Pleated
Frounce 6.5"H




☐ Box Pleat
Frounce 6.5"H




☐ Plinth Base*
2"H

**Upcharge based on style
Note: Plinth Base not
available in Tier 3 Finishes.*


LEGS




☐ Small Tapered
Block Leg
4"W x 2"H




☐ Medium Tapered
Block Leg
5"W x 2"H



☐ Modern Tapered
Block Leg
8"W x 2"H



☐ 5" Tapered Leg
3"W x 5"H



☐ Large Tapered
Leg
4.5"W x 4"H



☐ Recessed Tall
Tapered Leg
3"W x 5"H



☐ Recessed Large
Tapered Leg
4.5"W x 4"H



☐ Fluted Turned
Leg
4.5"W x 4"H



☐ Large Bun Leg
6"W x 4"H



☐ Square Tapered
Leg
3.5"W x 5"H




☐ Caster Leg
3.5"W x 5"H*

**Upcharge
*Skirted & Non-Skirted
Note: Rear legs are
5" Tapered Leg.*




☐ Tall Tapered
Old Brass Leg
3"W x 5"H*
**Upcharge*



☐ Old Brass
Block Leg
5"W x 2"H*
**Upcharge*



☐ Tall Tapered
Platinum Nickel
Leg
3"W x 5"H*
**Upcharge*



☐ Platinum Nickel
Block Leg
5"W x 2"H*
**Upcharge*

STEP 5 • SELECT FRAME HEIGHT AND ANGLE

☐ Standard Angled Back
32"H

☐ Standard Straight Back
32"H

☐ Angled Highback
36"H

☐ Straight Highback
36"H

STEP 6 • SELECT BACK STYLE

**T-Back options not available with Modern Slope Arm*



☐ Knife Edge Back
T Pillow



☐ Knife Edge Back
Straight Pillow



☐ Boxed Edge
Back T Pillow



☐ Boxed Edge Back
Straight Pillow



☐ Multi Knife Edge
Back Pillow



☐ Multi Boxed
Back Pillow



☐ Tight Boxed
T Back
**H 36" only*



☐ Tight Roll
T Back
**H 36" only*



☐ Rounded Corner
Back T Pillow



☐ Rounded Corner
Back Standard Pillow

STEP 7 • SELECT BACK PILLOW

☐ STANDARD PROFILE BACK PILLOW

Back pillow is 4" higher than standard frame.
Back pillow is flush to highback frame.



☐ LOW PROFILE BACK PILLOW

Back pillow is 2" higher than standard frame.
Not recommended for highback frame options.



Note: Measuring pillows is a subjective process. The settling of the back pillows is expected with use and may contribute to the height measurement.

STEP 8 • SELECT EDGE

**All arms are weltless as standard.*

☐ WELTED EDGES

Generally applied to the base, outside back, cushions, and back pillows.

☐ WELTLESS EDGES

☐ WELTLESS TOP STITCH EDGES*

Generally applied to cushions, back pillows, and arms.

**Upcharge*

STEP 9 • SELECT CUSHION FILL

For full item descriptions, please refer to the Baker-McGuire price list.

SELECT YOUR SEAT CUSHION

☐ BAKER COMFORT (Standard)

☐ BAKER FIRM SPRING DOWN **Upcharge*

☐ BAKER COMFORT PLUSH **Upcharge*

☐ BAKER FIBERLUX (Hypoallergenic)

SELECT YOUR BACK PILLOW

☐ BAKER COMFORT (Standard)

☐ BAKER COMFORT ULTRA PLUSH **Upcharge*

☐ BAKER FIBERLUX (Hypoallergenic)

SELECT YOUR THROW PILLOW

☐ BAKER COMFORT PLUSH (Standard)

☐ BAKER COMFORT ULTRA PLUSH **Upcharge*

☐ BAKER FIBERLUX (Hypoallergenic)

STEP 10 • SELECT NAIL OPTIONS*

**Upcharge*

☐ NAIL TRIM ON BASE

☐ SPECIALTY NAIL TRIM ON BASE

☐ NO NAIL TRIM

☐ HEAD TO HEAD

☐ HEAD TO HEAD

☐ SPACED

☐ SPACED

STEP 11 • SELECT FINISH OPTION

WOOD AND PAINT FINISH OPTIONS

☐ TIER 1

☐ TIER 2 (upcharge)

☐ TIER 3 (upcharge) **Plinth base not available in Tier 3*

☐ TIER 4 (upcharge)

DRAW YOUR CONFIGURATION

Please note overall dimensions and cushion-breaks on your sketch.

A large grid of 30 columns and 30 rows, intended for drawing a configuration. The grid is composed of small squares, each measuring 10 units by 10 units. The grid is empty, with no lines or markings other than the grid lines themselves.

STEP 12 • ORDER SUMMARY

STEP 1 – SILHOUETTE & ITEM WIDTH:

COMPONENT 1: _____

COMPONENT 2: _____

COMPONENT 3: _____

COMPONENT 4: _____

COMPONENT 5: _____

COMPONENT 6: _____

STEP 2 – DEPTH: _____

STEP 3 – ARM & SEAT STYLE:
(T or Straight Seat Cushion or Bench Seat)

STEP 4 – BASE OR LEG: _____

STEP 5 – FRAME HEIGHT & ANGLE: _____

STEP 6 – BACK STYLE: _____

STEP 7 – BACK PILLOW:
(T or Straight Back Pillows)

BACK PILLOW QUANTITY: _____

STEP 8 – EDGE: _____

STEP 9 – SEAT CUSHION FILL: _____

CUSHION QUANTITY: _____

BACK PILLOW FILL: _____

BACK PILLOW QUANTITY: _____

THROW PILLOW FILL: _____

STEP 10 – NAIL: _____

STEP 11 – FINISH: _____

STEP 13 • ADDITIONAL DECORATIVE SELECTIONS

Contact your customer service representative or sales associate for COM, tapes, bullions, and additional decorative options.

*Upcharges do not include material

PRIMARY FABRIC: _____

LOCATION: _____ DIRECTION: _____ GRADE: _____ \$: _____

THROW PILLOW FABRIC: _____

LOCATION: _____ DIRECTION: _____ GRADE: _____ \$: _____

OTHER FABRIC: _____

LOCATION: _____ DIRECTION: _____ GRADE: _____ \$: _____

OTHER FABRIC: _____

LOCATION: _____ DIRECTION: _____ GRADE: _____ \$: _____

CONTRASTING WELT: _____

LOCATION: _____ DIRECTION: _____ \$: _____

SELF DECKING: _____ \$: _____

NAIL HEAD FINISH: _____ \$: _____

OTHER OPTION: _____ \$: _____

OTHER OPTION: _____ \$: _____

STEP 14 • CUSTOMER APPROVES ALL DIMENSIONS, DRAWINGS AND DETAILS

CUSTOMER SIGNATURE: _____ DATE: _____ TOTAL: _____

Note: Customer approves all dimensions, drawings and details.